



WALKTHROUGH

READ ONLY IF YOU ARE READY FOR THE SOLUTION!

This was what you should have done in the Temple of the Aztec to find the diamond, open the crypt and open the exit door.

PART I: FIND THE DIAMOND

PLACE THE 3 PUZZLE PIECES AGAINST ONE ANOTHER.

Translate the signs of the puzzle using the Rosicrucian secret code of the Chrono Decoder:


- 1) Fire
- 2) Water
- 3) Rock
- 4) Wind

That is the order in which you need to read the text on the snakes.

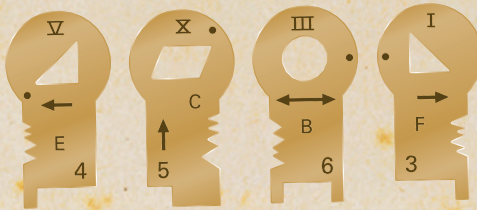
YOU WILL FIND CRYPTIC DESCRIPTIONS ON THE SNAKES:

- I don't like water, wind helps me – refers to fire.
- I have three forms – refers to water: fluid (water), gas (vapour) and solid (ice).
- I can break bones – refers to stone.
- You can't see me, but you can feel me – refers to wind.

As you can see in the illustration of the three-piece puzzle, you need to wrap each snake four times around, for example, your finger or a pencil and Roman numbers will appear. In the right order, this reveals code 1..



(CODE 1: V X III I)



PART 2: OPEN THE CRYPT

HAVE A LOOK AT ALL THREE DIARY PAGES IN THE CORRECT ORDER. THESE ARE THE STEPS THAT NEED TO BE FOLLOWED.

Day 1 - the outer ring

You will see a diagram in the diary page for 'Day 1'. You will notice that the circles and dashes are also found in the circle on the Temple floor. These are the 18 months of the Mayan calendar. 1 circle = month 1, 4 circles = month 4, one stripe = month 5, etc. By calculating the six sums in the diagram, you can see which column belongs to which month and therefore symbol. Column 1: $1+4+2=7$, Column 2: $3+2+8=13$, Column 3: $5+1+10=16$, Column 4: $1+1+2=4$, Column 5: $3+5+2=10$, Column 6: $1+0+0=1$.



- Month 1 = Column 6 = Month 7 = Column 1 = Month 13 = Column 2 = Month 4 = Column 4 = Month 10 = Column 5 = Month 16 = Column 3 =

Place the six small circles with the numbers facing upwards on the correct column. Place them so that the symbols are visible. Rotate the outer ring so that the right ring symbols are aligned with the column symbols.

Day 2 - the middle ring

Read the text on the diary page for 'Day 2' and place it with the hole precisely over the round crypt with a worship to the gods on the wall. You will see that, through the cracks, the numbers 1 to 4 indicate the 4 different gods: 1 fire, 2 animal, 3 stone, 4 plant.



The six names of the gods are shown on the middle ring. Decipher these names, once again using the Pigpen ciphers from the Chrono Decoder.

It says: wind, plant, fire, water, animal and stone.

Rotate the middle ring so that the gods line up with the correct numbers on the small circles:

1 fire, 2 animal, 3 stone, 4 plant.



Last day 1/2 - the smallest ring

The back of the middle ring reads:

'Complete all steps. Look in the northern direction for the answer.' Once you have fully completed days 1 and 2 and the outer and middle rings are placed correctly on the Temple floor, you can start looking for hints for the direction that indicates north:

- The mask in the centre on the ground points north.
- Two of the columns have 2 small triangles that point north.
- The sun rises in the east and sets in the west, which can also be seen in the symbols on the walls



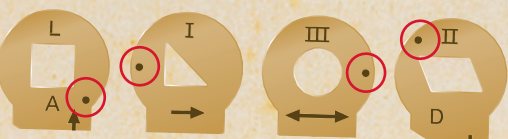
Now place the smallest ring with the north pointed arrow to the north side of the Temple.

Last day 2/2 - find the code

Place the diary page with 'Last day' exactly over the crypt with key. You will see question marks next to the dots on the key. Examine the keys carefully and you will see a dot on every key in a different place. Each of the four rings in the Mayan calendar also has a dot in it. Now look to the north to find the right keys for the rings.

The sequence is from big to small, as shown on the back of the small ring. Now place the keys into the Chrono Decoder.

(CODE 2:



PART 3: OPEN THE OUTSIDE DOOR

COMPLETE THE PUZZLE SO THAT AN IMAGE APPEARS:

The wind blowing a cloud with raindrops falling on rocks and fire. There are the 4 gods: wind, water, stone and fire.

Now turn over the image to show the 6 different gods. Ignore the plant and animal because what matters are the 4 gods in the image on the front: wind, water, stone and fire. If you look closely, you will see that the mouths of the gods correspond to the shape of the bottom of the keys.

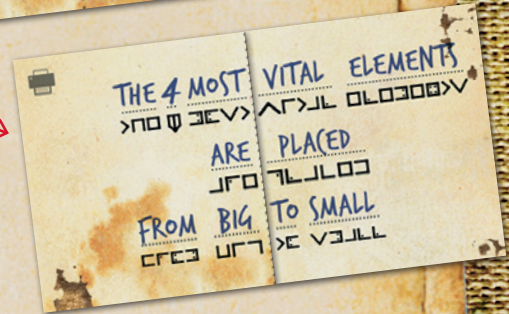
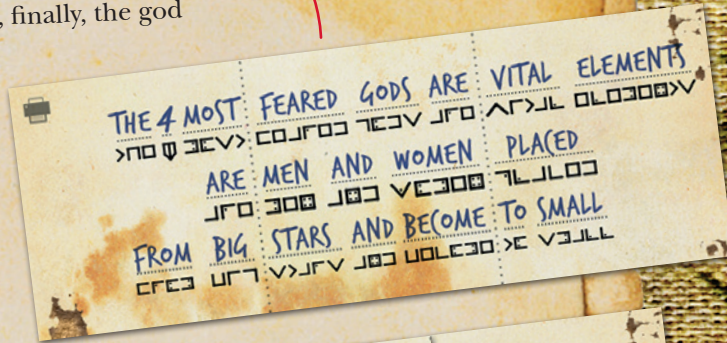

The order of the keys can be found in the letter.

DECIPHER THE SYMBOLS IN THE LETTER USING THE PIGPEN CIPHERS FROM THE CHRONO DECODER AND WRITE THESE LETTERS ABOVE THE SYMBOLS:

"The 4 most feared gods and important elements are men and women of big talent placed and the artist small."

This odd text is only understandable after you fold the letter along the creased lines. It then reads: "The 4 most important elements are placed from big to small".

Now place the 4 goods in the right order, starting with the god with the biggest mouth (stone), followed by fire, followed by water and, finally, the god with the smallest mouth (wind).



(ODE 3:

